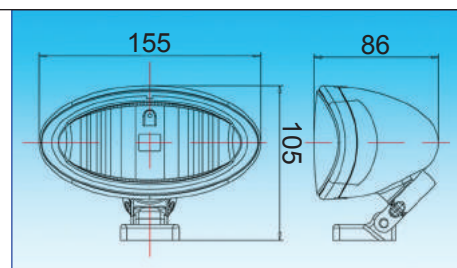


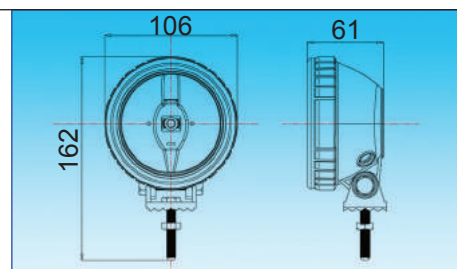
EL2050

W155xD86xH105
 H3 12V55W
 PEI+PC body. Waterproof design
 12sets/1.8'/13.7kgs/15.2kgs
 Fog lamp



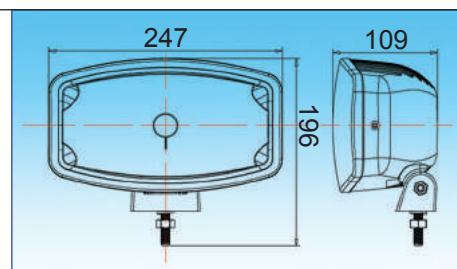
EL2080

(w/stainless cover)
 156mm(6"). W106xD61xH162mm.
 Fog lamp, H3 12V55W.
 Plastic housing with aluminum reflector. Waterproof design
 12sets/2.5'/6.1kgs/7.8kgs



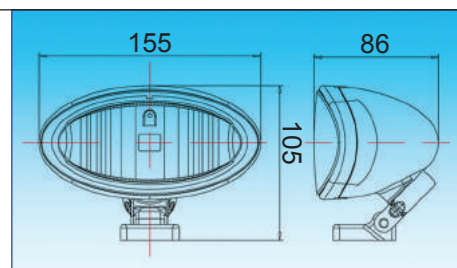
EL2090

W247xD109xH196
 H7 12V55W
 PEI+PC body. Waterproof design
 Fog lamp



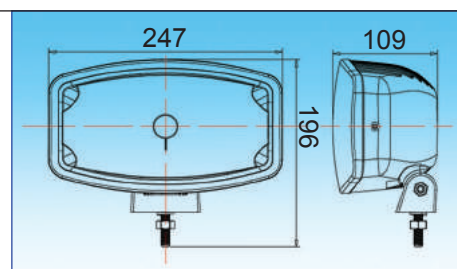
EL5020

W155xD86xH105
 H3 12V55W
 PEI+PC body. Waterproof design
 12sets/1.8'/13.7kgs/15.2kgs
 Driving lamp
 12sets/1.8'/13.7kgs/15.2kgs



EL5030

W247xD109xH196
 H7 12V55W
 PEI+PC body. Waterproof design
 Driving lamp



ELLIPSE

EL2030

W140xD68xH87mm.
 H3 12V55W.
 Aluminum body in black coating.
 Waterproof design.
 12sets/2.6'/13.4kgs/14.7kgs

